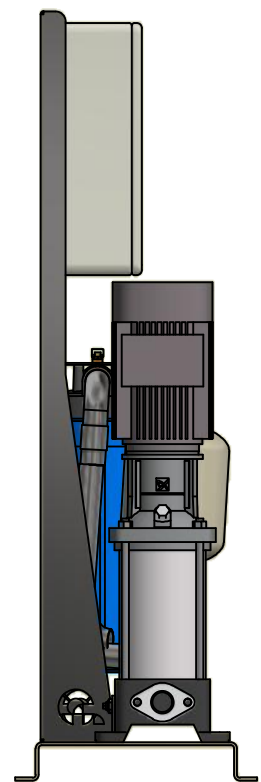
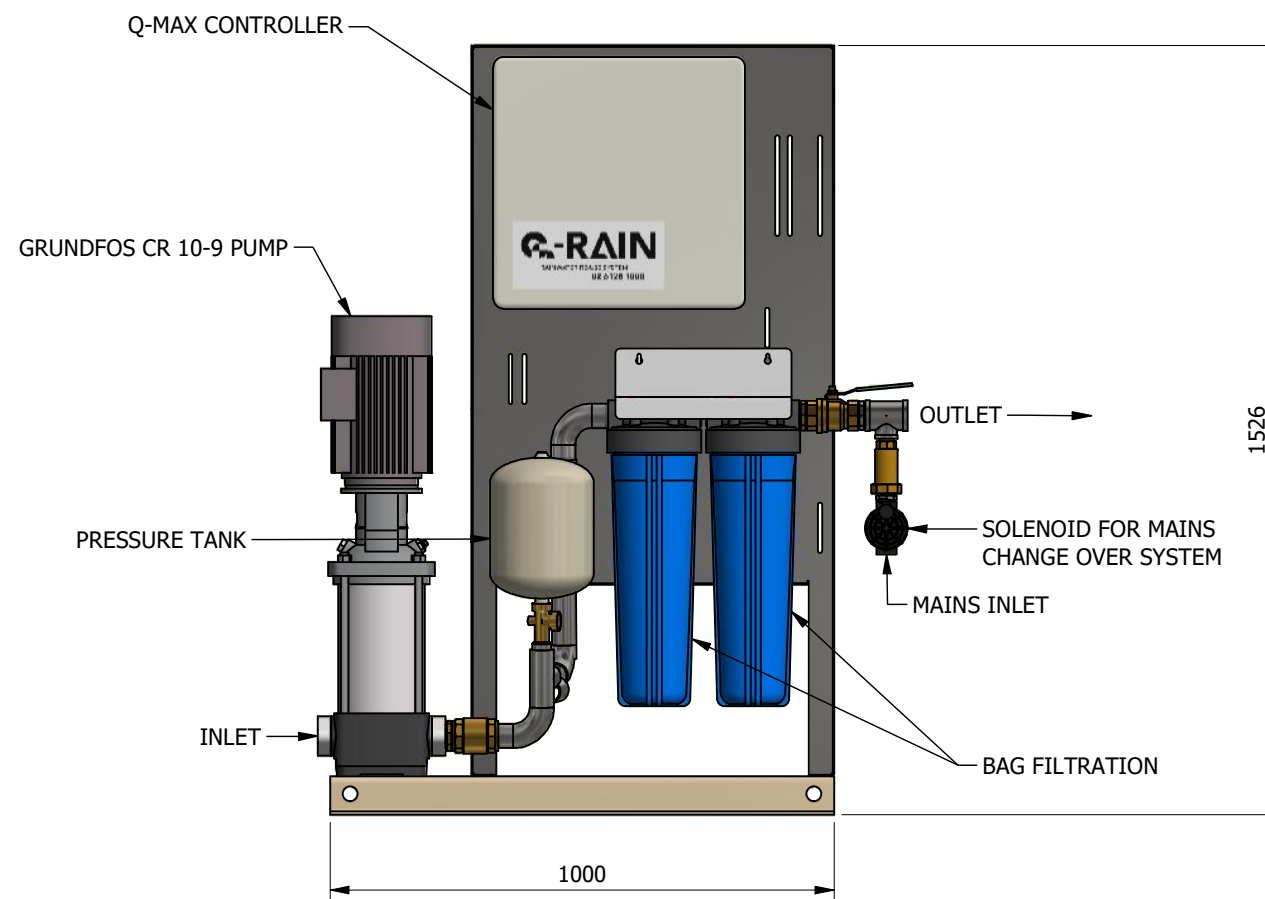


PLAN VIEW (1 : 15)



END VIEW (1 : 15)



ELEVATION (1 : 15)

- Copyright of this design shown hereon is retained by Q-MAX PUMPING SYSTEMS.
- Reproduction of any kind not permitted unless prior authorisation is given in writing from Q-MAX PUMPING SYSTEMS.
- Figured dimensions to be used in preference to scaling.
- Any dimensional or drawing discrepancy to be referred to the Q-MAX Project Manager prior to the commencement of work.

Status

GENERAL DRAFT

Q-MAX PUMPING SYSTEMS
 PO BOX 6006
 72 HIGH STREET
 QUEANBEYAN NSW 2620
 P 02 6128 1000 F 02 6128 1055
 E ADMIN@QMAXPUMPING.COM.AU
 WWW.QMAXPUMPING.COM.AU

QMAX
 PUMPING SYSTEMS

DESIGN FOR PERFORMANCE
 BASED ON EXPERIENCE

Client

-

Project

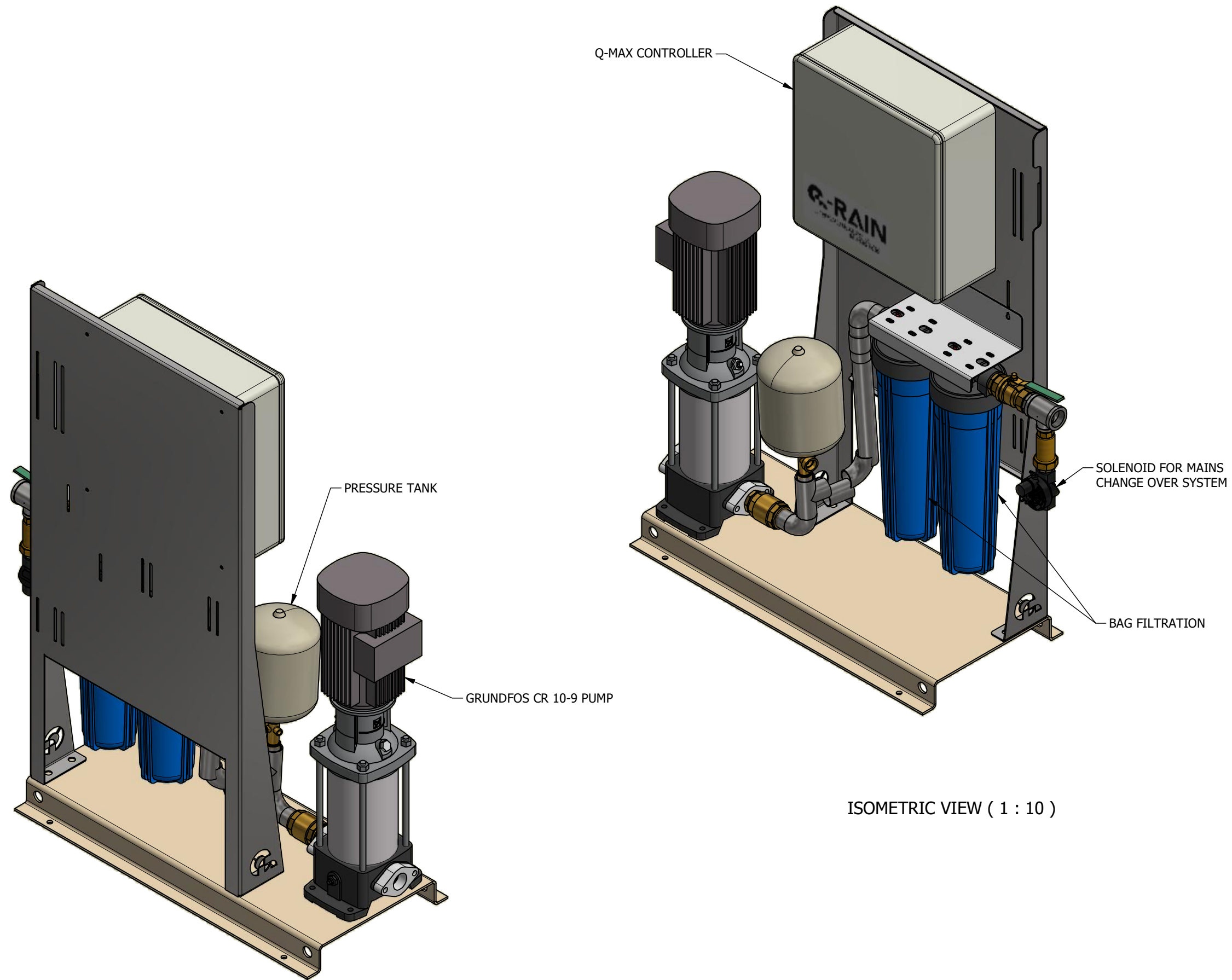
-

Drawn	S. PATEL	Date	21/09/2018
Designed	D. PRIDHAM	Sheet	1 / 2
Checked	P. PRIDHAM	Size	A3
Scale	1 : 15		

Title

**Q-MAX HYDRO-Q20A
 GENERAL ARRANGEMENT**

Dwg No.	HYE-Q20A/A1	Rev	A
---------	-------------	-----	---



ISOMETRIC VIEW (1 : 10)

ISOMETRIC VIEW (1 : 10)

- Copyright of this design shown hereon is retained by Q-MAX PUMPING SYSTEMS.
- Reproduction of any kind not permitted unless prior authorisation is given in writing from Q-MAX PUMPING SYSTEMS.
- Figured dimensions to be used in preference to scaling.
- Any dimensional or drawing discrepancy to be referred to the Q-MAX Project Manager prior to the commencement of work.

Status
GENERAL DRAFT

Q-MAX PUMPING SYSTEMS
PO BOX 6006
72 HIGH STREET
QUEANBEYAN NSW 2620
P 02 6128 1000 F 02 6128 1055
E ADMIN@QMAXPUMPING.COM.AU
WWW.QMAXPUMPING.COM.AU

QMAX
PUMPING SYSTEMS
DESIGN FOR PERFORMANCE
BASED ON EXPERIENCE

Client
-

Project
-

Drawn	S. PATEL	Date	21/09/2018
Designed	D. PRIDHAM	Sheet	2 / 2
Checked	P. PRIDHAM	Size	A3

Title
**Q-MAX HYDRO-Q20A
GENERAL ARRANGEMENT
ISOMETRIC VIEWS**

Dwg No.	HYE-Q20A/A2	Rev	A
---------	-------------	-----	---